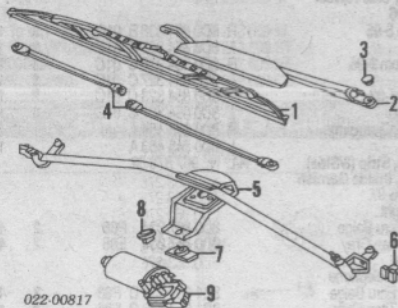


AUDI A4/S4 1996-02

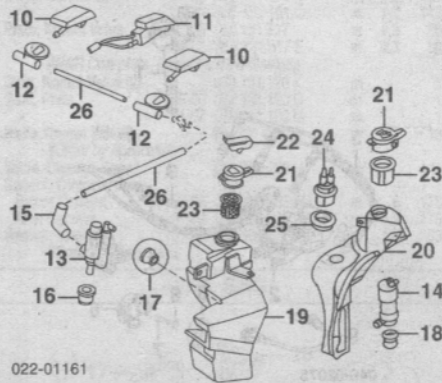
WINDSHIELD Cont'd

Onyx	R 8D0 857 562 E 9QS	.3	140.00
	L 8D0 857 551 E 9QS	.3	145.60
Titan Gray	R 8D0 857 552 E 2VS	.3	140.00
	L 8D0 857 551 E 2VS	.3	145.60
2000-02 w/GDO			
Dark Elephant	R 8D0 857 552 F 7SM	.3	d89.80
	L 8D0 857 551 L 7SM	.3	446.30
Dark Pearl	R 8D0 857 552 Q 8SQ	.3	d81.15
	L 8D0 857 551 Q 8SQ	.3	446.30
Ecru Beige	R 8D0 857 552 Q 9SZ	.3	d89.80
	L 8D0 857 551 L 9SZ	.3	446.30
w/o GDO			
Dark Elephant	R 8D0 857 552 F 7SM	.3	d89.80
	L 8D0 857 551 F 7SM	.3	d89.80
Dark Pearl	R 8D0 857 552 Q 8SQ	.3	d81.15
	L 8D0 857 551 Q 8SQ	.3	89.80
Ecru Beige	R 8D0 857 552 Q 9SZ	.3	d89.80
	L 8D0 857 551 Q 9QS	.3	d89.80
Brkt, Sun Visor			
Dark Elephant	R/L 443 857 561 H 2EQ		3.35
Dark Pearl	R/L 443 857 561 H 4ER		2.55
Ecru Beige	R/L 440 857 561 B P21		10.45
Pearl Gray	R/L 443 857 561 J Y20		9.15
Cap, Sun Visor Brkt			
Dark Elephant	R/L 443 857 563 A 2EQ		2.15
Dark Pearl	R/L 443 857 563 A 4ER		2.15
Ecru Beige	R/L 443 857 563 A P21		2.10
Pearl Gray	R/L 380 857 563 Y20		1.60
†Order by Application			
12 Visor, Center Sun			
Dark Elephant	8D0 858 555 2EQ		4.50
Dark Pearl	8D0 858 555 4ER		4.50
Ecru Beige	8D0 858 555 P21		4.50
Pearl Gray	8D0 858 555 Y20		4.50
Brkt, Center Sun Visor	8D0 858 556 B		2.30

WIPER SYSTEM



1 Blade Assy, Wiper			
1996-98	R 8D1 955 425 A	.1	11.60
	L 357 955 425 D	.1	20.85
1999			
To VIN X199999	R 8D1 955 425 A	.1	11.60
	L 357 955 425 D	.1	20.85
From VIN X200001	R 8D1 955 425 A	.1	11.60
	L 480 955 425 A	.1	24.20
2000-02	R 8D1 955 425 A	.1	11.60
	L 480 955 425 A	.1	24.20
Insert, Wiper Blade	R/L 200 955 522	.1	7.00
†Included w/Wiper Blade Assy			
2 Arm, Wiper			
1996			
To VIN T070000	R 8D1 955 408 A	#.2	32.30
	L 8D1 955 407 A	#.2	32.30
From VIN T070001	R 8D1 955 408 A	#.2	32.30
	L 8D1 955 407 A	#.2	32.30
1997-98	R 8D1 955 408 A	#.2	32.30
	L 8D1 955 407 A	#.2	32.30
1999			
To VIN X199999	R 8D1 955 408 A	#.2	32.30
	L 8D1 955 407 A	#.2	32.30
From VIN X200001	R 8D1 955 408 D	#.2	31.30
	L 8D1 955 407 F	#.2	28.40
2000-02	R 8D1 955 408 D	#.2	31.30
	L 8D1 955 407 F	#.2	28.40
†Includes R&R Wiper Blade Assy or Insert			
3 Cap, Arm	R/L 1J0 955 205 A 01C		1.50
4 Rod, Pivot	R 8D1 955 326 B		5.75
	L 8D1 955 325		5.75
5 Base, Wiper	8D1 955 603 A	.6	53.85
6 Clip, Wiper Base	R/L 893 955 247		.67
7 Grommet, Base	893 955 995 A		1.90
8 Spacer, Grommet	893 955 746		1.10
9 Motor, Wiper			
1996-98	8D1 955 113 B	#.8	183.30
1999			
To VIN X199999	8D1 955 113 B	#.8	183.30
From VIN X200001	4B1 955 113 A	#.8	167.55
2000-02	4B1 955 113 A	#.8	167.55
†Includes R&R Wiper Base			



022-01161			
Nozzle, Washer			
10 Non-Heated			
1996-98	R/L 8D0 955 987	.2	2.55
1999			
To VIN X199999	R/L 8D0 955 987	.2	2.55
From VIN X200001	R/L 8D0 955 987 A	.2	28.45
2000-02	R/L 8D0 955 987 A	.2	28.45
11 Heated			
1996-98	R/L 8D0 955 988	.2	40.60
1999			
To VIN X199999	R/L 8D0 955 988	.2	40.60
From VIN X200001	R/L 8D0 955 988 A	.2	40.60
2000-02	R/L 8D0 955 988 A	.2	40.60
12 Grommet, Nozzle			
Non-Heated	R 893 955 837 A		2.80
	L 893 955 837		2.60
Heated	R 447 955 837 E		2.80
	L 447 955 837 D		2.80
Pump, Washer			
1996-97	4A0 955 651 B	.8	97.40
1998-02			
Sedan	1J5 955 651	.8	30.55
Wagon	1J6 955 651	.8	30.55
15 Pipe, Pump	333 955 665		2.05
16 Seal, Pump	96-97 431 955 465 A		2.10
17 Seal, Reservoir	305 955 465 1		.28
18 Seal, Pump Reservoir, Washer	98-02 305 955 465 1		.28
19 1996-97 Washer	8D0 955 453 C	#.8	41.20
20 1998-02 FWD			
	98 8D0 955 453 AG	#.8	79.25
	99-02 8D0 955 453 AN	#.8	41.18
	98 8D0 955 453 AC	#.8	41.20
	99-02 8D0 955 453 AN	#.8	41.18
	AWD Quattro		
	98 8D0 955 453 AG	#.8	79.25
	99-02 8D0 955 453 AN	#.8	41.18
	98 8D0 955 453 AC	#.8	41.20
	99-02 8D0 955 453 AN	#.8	41.18
†Includes R&R Washer Pump			
21 Cap, Reservoir	8D0 955 455		3.55
22 Clip, Retaining	811 971 848 B		1.10
23 Strainer, Fluid	1C0 955 485		1.65
24 Sensor, Level	98-02 7M0 919 376		9.60
25 Seal, Sensor	98-02 7M0 919 382		2.20
26 Hose, Washer	N.A.		0.00
†Out to Fit			

COWL & DASH

Use Procedure Explanations 14 and 28 with the following text.

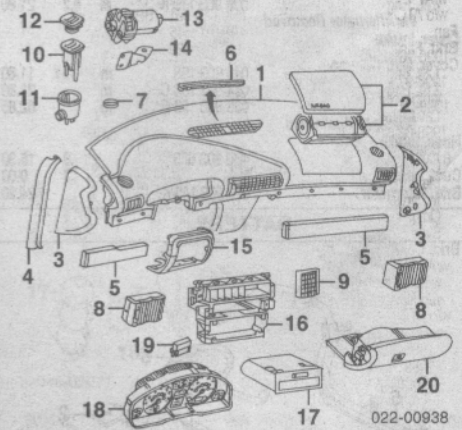
R&I Cowl Top Cover		#.5	
†Includes R&R Wiper Arms			
1 Cover, Cowl Top	8D0 805 321 A	#.5	33.55
†Includes R&R Wiper Arms			
2 Deflector, Water			
1996-98	R 8D1 819 404 C 01C		17.25
	L 8D1 819 403 B 01C		17.25
1999-02			
Right	8D1 819 402 01C		24.25
Center	8D1 819 447 A		27.50
Left	8D1 819 401 01C		24.25
Channel, Rain	8D1 819 979 B 01C		10.55
3 Panel, Dash	8D1 805 431 B		501.00
4 Crossmember, Lower	R 8D0 806 356 B		48.50
	L 8D0 806 355 B		48.50

INSTRUMENT PANEL

Use Procedure Explanation 14 with the following text.

R&I Instrument Panelm #4.5
 †Includes R&I Front & Rear Center Console

NOTE: All Parts in this section are included in R&R Instrument Panel unless noted otherwise.



1 Panel, Instrument			
1996-97			
Anthracite Gray	8D1 857 041 B 8RZ	m	#6.8 895.00
Lava Gray	8D1 857 041 B E77	m	#6.8 919.00
1998			
Basalt	8D1 857 041 M 4QA	m	#6.8 895.00
Cabernet	8D1 857 041 M 7SZ	m	#6.8 895.00
Maritime Blue	8D1 857 041 M 1VE	m	#6.8 895.00
Minerva	8D1 857 041 M 5WP	m	#6.8 895.00
Onyx	8D1 857 041 M 4QA	m	#6.8 895.00
1999-02			
Basalt	8D1 857 041 Q 4QA	m	#6.8 895.00
Cabernet	8D1 857 041 Q 7SZ	m	#6.8 895.00
Maritime Blue	8D1 857 041 Q 1VE	m	#6.8 895.00
Minerva	8D1 857 041 Q 5WP	m	#6.8 895.00
Onyx	8D1 857 041 Q 2YS	m	#6.8 895.00
†Includes R&I Front & Rear Center Panel			
2 Module, Pass Air Bag-See Air Bag System Section			
3 Cap, End			
1996			
To 9-95			
Anthracite Gray	R 8D0 857 086 9XB		15.45
	L 8D0 857 085 9XB		15.45
Lava Gray	R 8D0 857 086 L C70		14.85
	L 8D0 857 085 L C70		14.15
From 10-95			
Anthracite Gray	R 8D0 857 086 L 9XB		14.85
	L 8D0 857 085 Q 9XB		14.85
Lava Gray	R 8D0 857 086 L C70		14.85
	L 8D0 857 085 Q C70		14.85
1997			
Anthracite Gray	R 8D0 857 086 L 9XB		14.85
	L 8D0 857 085 Q 9XB		14.85
Lava Gray	R 8D0 857 086 L C70		14.85
	L 8D0 857 085 Q C70		14.85
1998-02			
Basalt	R 8D0 857 086 AE 4PH		12.60
	L 8D0 857 085 AN 4PH		15.45
Cabernet	R 8D0 857 086 AE 8WE		12.60
	L 8D0 857 085 AN 8WE		15.45
Maritime Blue	R 8D0 857 086 AE 2XE		12.60
	L 8D0 857 085 AN 3ZQ		15.45
Minerva	R 8D0 857 086 AE 4PH		12.60
	L 8D0 857 085 AN 4PH		15.45
Onyx	R 8D0 857 086 AE 4EM		12.60
	L 8D0 857 085 AN 6DP		15.45
†Order by Application			
4 Gskt, End Cap	R 8D0 858 352 01C		2.50
	L 8D0 858 351 01C		2.50
5 Moulding, Trim			
Alum	96-97 R 8D1 853 190 A Z53	.5	27.10
	L 8D1 853 189 A Z53	.5	13.65
Blue	98-00 R 8D1 853 190 L 6MS	.5	34.10
	L 8D1 853 189 F 6MS	.5	12.30
Copper	98-02 R 8D1 853 190 AQ 2NQ	.5	193.50
	L 8D1 853 189 J 2NQ	.5	79.55
Graphite	98-02 R 8D1 853 190 N 8NQ	.5	34.10
	L 8D1 853 189 G 8NQ	.5	12.30
Quartz Gray	98-02 R 8D1 853 190 J 4ME	.5	34.10
	L 8D1 853 189 E 4ME	.5	12.30
Woodgrain	R 8D1 853 190 AP 1WV	.5	171.85
	L 8D1 853 189 1WV	.5	91.65
6 Vent, Air			
Slate Gray	8D0 819 635 A 6EM	#.3	13.45
Mussel	98-01 8D0 819 635 A 7PA	#.3	13.05
†Order by Application			
†Instrument Panel Removed			
7 Vent, Door Air	R 8D0 819 794 5WK		6.50
	L 8D0 819 793 5WK		7.80
8 Vent, Side Air			
1996-98	R 8D1 820 902 01C	.3	56.10
	L 8D1 820 901 01C	.3	56.10
1999			
To VIN X199999	R 8D1 820 902 01C	.3	56.10