

022-00844

| | | | |
|---|--------------------------------------|--------|--------|
| 1 Rotor, Brake #R&R Both Sides 1.6 | R/L 4A0 615 301 C | m #9 | 81.75 |
| 2 Shield, Splash | R 441 615 312 AB L 441 615 311 AB | m #2 | 29.45 |
| #w/Hub & Rotor Removed | | | |
| 3 Hub, Wheel | R/L 4A0 407 615 F | m #2.7 | 174.25 |
| 4 Bearing Assy, Wheel | R/L 4A0 498 625 | m #2.7 | 125.80 |
| 5 Bolt, Locking | R/L 4B0 407 643 A | m #2.7 | 7.10 |
| #Included w/Wheel Bearing Assy | | | |
| #R&R One Side Complete, Includes R&R Rotor | | | |
| 6 Ring, Snap-Serviced w/Wheel Bearing Kit | | | |
| 7 Caliper, Brake | R 4A0 615 124 A L 4A0 615 123 A | m #5 | 308.60 |
| 8 Carrier, Caliper | R/L 4A0 615 125 A | m #5 | 194.35 |
| #R&R One Side Complete, w/Rotor Removed .2, R&R Both Sides .8 | | | |
| 9 Sensor, Front-See ABS/Brakes Section | | | |
| 10 Bracket, Frt Sensor-See ABS/Brakes Section | | | |
| Hose, Brake | R/L 4A0 611 707 | m #3 | 48.60 |
| #w/Caliper Removed .1 | | | |

022-01110

| Wheel, Alloy | | | |
|---|--|----------------|------------------|
| 1 Type 1 15x6" | 4A0 601 025 A Z7P | 3 | 498.81 |
| 2 Type 2 15x7" 17x8" | 4A0 601 025 B Z7P 4A0 601 025 M U7A | 3 | 498.81 577.01 |
| 3 Type 3 15x7-1/2" 16x8" | 4A0 601 025 D Z7P 4A0 601 025 E Z7P | 3 | 461.78 535.01 |
| 4 Type 4 16x7-1/2" | 895 601 025 M Z17 | 3 | 461.78 |
| 5 Type 5 15x7" | 4A0 601 025 G Z7P | 3 | 461.78 |
| 6 Type 6 15x7" | 8D0 601 025 B Z17 | 3 | 382.71 |
| 7 Type 7 16x7" | 8D0 601 025 C Z17 | 3 | 372.71 |
| Cap, Center | | | |
| 8 Type 1 Wheel | 893 601 170 Z7C | | 21.50 |
| 9 Type 2 Wheel | 4A0 601 165 B Z7C | | 34.20 |
| 10 Type 3 Wheel 15x7-1/2" Wheels 16x8" Wheels | 4A0 601 165 A Z7C 4A0 601 165 Z7C | 34.20 34.20 | |
| 11 Type 4 Wheel | 895 601 165 Z17 | | 24.25 |
| 12 Type 5 Wheel | 4A0 601 165 Z7C | | 34.20 |
| 13 Type 6 Wheel | 8D0 601 165 B Z17 | | 23.90 |
| 14 Type 7 Wheel | 8D0 601 170 A Z7J | | 16.90 |
| Emblem, Center Cap | | | |
| Type 3, Type 5 Wheel | 443 601 153 | | 10.80 |
| 15 Stem, Valve | | | |
| FWD | 281 601 361 | | 1.10 |
| AWD | 281 601 361 | | 1.10 |
| 16 Bolt, Lug | 8D0 601 139 D | | 3.00 |

FRONT SUSPENSION

Use Procedure Explanation 11 with the following text.

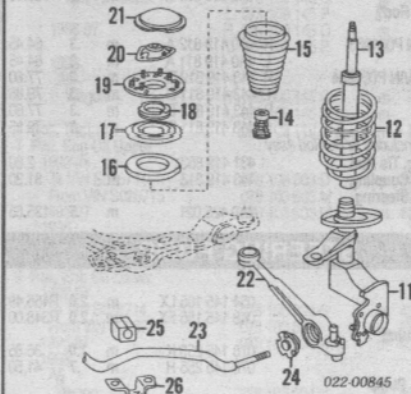
100 SERIES, A6

| | | |
|-------------------------------|------|-----|
| R&I Suspension (One Side) | R/Lm | 2.0 |
| O/H Suspension (Includes R&I) | | |
| One Side | R/Lm | 4.2 |
| Both Sides | m | 6.7 |
| Adjust Four Wheel Alignment | | |
| AWD | m | 1.8 |
| Adjust Front Alignment | m | 1.3 |
| Bleed Brake System | | |
| w/ABS | m | 4 |
| w/o ABS | m | 3 |

NOTE 1: R&I/R&R or O/H Does Not include alignment or bleed brake system.

NOTE 2: Refer to Special Cautions Section at the beginning of this vehicle text.

NOTE 3: All Parts in this section are included in overhaul unless noted otherwise.



022-00845

| | | | |
|-------------------|-------------------|--------|--------|
| 11 Housing, Strut | | | |
| 1992-94 | | | |
| 100 Series | | | |
| FWD | | | |
| To VIN P001983 | R 4A0 412 026 S | m #3.4 | 514.02 |
| | L 4A0 412 025 S | m #3.4 | 514.02 |
| | R 4A0 412 026 AA | m #3.4 | 514.02 |
| From VIN P001984 | L 4A0 412 025 AA | m #3.4 | 514.02 |
| | R 4A0 412 026 AA | m #3.4 | 514.02 |
| | L 4A0 412 025 AA | m #3.4 | 514.02 |
| AWD | | | |
| 1995-97 | | | |
| A6 | R 4A0 412 026 AA | m #3.4 | 514.02 |
| | L 4A0 412 025 AA | m #3.4 | 514.02 |
| 1998 | | | |
| A6 | | | |
| Wagon | R 4A0 412 026 AA | m #3.4 | 514.02 |
| | L 4A0 412 025 AA | m #3.4 | 514.02 |
| 12 Spring, Coil | R/L 4A5 411 105 G | m #3.4 | 158.05 |

#Order by Application

| | | | |
|---|-------------------|--------|--------|
| 13 Absorber, Shock | R/L 4A0 413 031 D | m #3.4 | 162.75 |
| 14 Pad, Stop | R/L 4A0 412 131 | m #3.4 | 22.40 |
| 15 Boot, Spring | R/L 431 412 175 D | m #3.4 | 11.10 |
| 16 Ring, Damping | | | |
| 1 Notch | R/L 4A0 411 109 A | m #3.4 | 11.85 |
| 2 Notches | R/L 4A0 411 109 | m #3.4 | 11.20 |
| 17 Seat, Spring Upper | R/L 4A0 412 111 B | m #3.4 | 26.60 |
| 18 Bearing | R/L 4A0 412 249 | m #3.4 | 16.20 |
| 19 Support, Spring | R/L 4A0 412 321 C | m #3.4 | 54.15 |
| 20 Mounting, Strut | R/L 4A0 412 377 C | m #3.4 | 100.85 |
| 21 Cap, Protective | R/L 4A0 412 375 B | m #3.4 | 2.10 |
| #R&R One Side Complete, R&R Both Sides 6.4, Includes R&R Rotor, Hub, Bearings & Splash Shield | | | |
| 22 Arm, Track | R/L 4A0 407 152-1 | m #1.1 | 302.85 |
| #w/Strut Housing Removed .5 | | | |
| 23 Bar, Stabilizer | | | |
| FWD | | | |
| Sedan | 4A0 411 309 A | m #1.9 | 265.25 |
| Wagon | 4A0 411 309 G | m #1.9 | 265.25 |
| AWD | | | |
| 26mm | 4A0 411 309 G | m #1.9 | 265.25 |
| 27mm | 4A0 411 309 H | m #1.9 | 265.25 |
| 28mm | 4A0 411 309 K | m #1.9 | 304.70 |
| 24 Bush, Bar Otr (2/Side) | R/L 4A0 407 181 A | m #1.9 | 7.20 |
| 25 Bushing, Bar Inner | | | |
| FWD | | | |

| | | | |
|-----------------------|-------------------|--------|--------|
| Sedan | R/L 4A0 411 327 A | m #1.9 | 16.45 |
| Wagon | R/L 4A0 411 327 G | m #1.9 | 15.90 |
| AWD | | | |
| 26mm | R/L 4A0 411 327 G | m #1.9 | 15.90 |
| 27mm | R/L 4A0 411 327 H | m #1.9 | 015.15 |
| 28mm | R/L 4A0 411 327 J | m #1.9 | 15.10 |
| 26 Bracket, Bar Inner | R/L 4A0 411 336 D | m #1.9 | 34.80 |

#Order by Application
#R&R Complete, Not Included in O/H

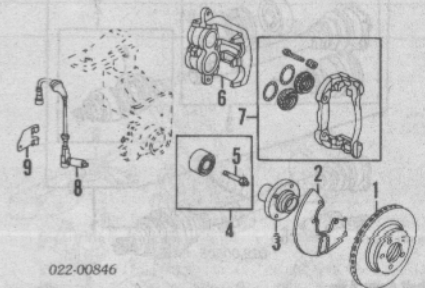
S4, S6

| | | |
|-------------------------------|------|-----|
| R&I Suspension (One Side) | R/Lm | 2.0 |
| O/H Suspension (Includes R&I) | | |
| One Side | R/Lm | 4.2 |
| Both Sides | m | 6.7 |
| Add to O/H Suspension | | |
| w/S4 Series | m | .6 |
| Adjust Four Wheel Alignment | | |
| AWD | m | 1.8 |
| Adjust Front Alignment | m | 1.3 |
| Bleed Brake System | | |
| w/ABS | m | 4 |
| w/o ABS | m | 3 |

NOTE 1: R&I/R&R or O/H Does Not include alignment or bleed brake system.

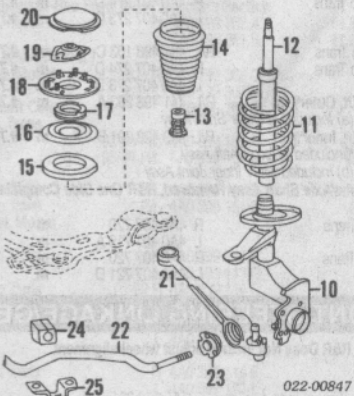
NOTE 2: Refer to Special Cautions Section at the beginning of this vehicle text.

NOTE 3: All Parts in this section are included in overhaul unless noted otherwise.



022-00846

| | | | |
|---|--------------------------------------|--------|--------|
| 1 Rotor, Brake #R&R Both 1.6 | R/L 441 615 301 A | m #9 | 111.51 |
| 2 Shield, Splash | R 441 615 312 AB L 441 615 311 AB | m #2 | 29.45 |
| #w/Hub & Rotor Removed | | | |
| 3 Hub, Wheel | R/L 441 501 653 B | m #2.7 | 300.35 |
| 4 Bearing Assy, Wheel | R/L 4A0 498 625 | m #2.7 | 125.80 |
| #R&R One Side Complete, Includes R&R Rotor | | | |
| 5 Bolt, Locking | R/L 4B0 407 643 A | m | 7.10 |
| #Included w/Wheel Bearing Assy | | | |
| 6 Caliper, Brake | R/L 447 615 124-3 | m #5 | 345.05 |
| 7 Carrier, Caliper | R/L 447 615 125 | m #5 | 313.10 |
| #R&R One Side Complete, w/Rotor Removed .2, R&R Both Sides .8 | | | |
| 8 Sensor, Front-See ABS/Brakes Section | | | |
| 9 Bracket, Frt Sensor-See ABS/Brakes Section | | | |
| Hose, Brake | R/L 4A0 611 707 | m #3 | 48.60 |
| #w/Caliper Removed .1 | | | |



022-00847

| | | | |
|-----------------------|------------------------|--------|--------|
| 10 Housing, Strut | | | |
| S4 | | | |
| | 92-94 R 4A0 412 026 G | m #3.4 | 514.00 |
| | L 4A0 412 025 G | m #3.4 | 514.00 |
| S6 | | | |
| | 95-97 R 4A0 412 026 AB | m #3.4 | 514.02 |
| | L 4A0 412 025 AB | m #3.4 | 514.02 |
| 11 Spring, Coil | R/L 4A5 411 105 G | m #3.4 | 158.05 |
| #Order by Application | | | |
| 12 Absorber, Shock | | | |
| S4 | | | |
| S6 | R/L 4A0 413 031 K | m #3.4 | 309.35 |
| | R/L 4A0 413 031 J | m #3.4 | 325.60 |
| 13 Pad, Stop | R/L 445 412 131 | m #3.4 | 28.80 |
| 14 Boot, Spring | R/L 431 412 175 D | m #3.4 | 11.10 |
| 15 Ring, Damping | | | |
| 1 Notch | R/L 4A0 411 109 A | m #3.4 | 11.85 |