

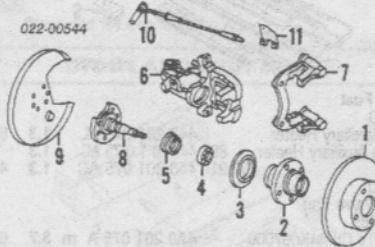
REAR SUSPENSION

Use Procedure Explanation 23 with the following text.

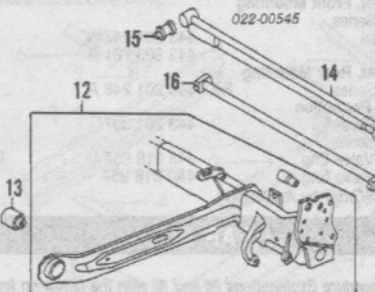
2 WD

R&I Rear Suspension Assy	m	2.5
Check Rear Alignment	m	.8
Add to Adjust Front Alignment	m	.5
Bleed Brake System		
w/ABS	m	.4
w/o ABS	m	.3

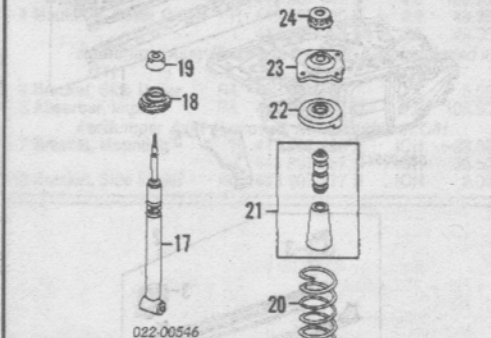
NOTE: R&I/R&R Does Not include alignment or bleed brake system.



1 Rotor, Brake	R/L	443 615 601 E	m	#.7	63.40
100 Series					
200 Series	R/L	437 615 601	m	#.7	95.30
#R&R Both Sides 1.2					
2 Hub, Rotor					
100 Series	R/L	443 501 653 C	m	#1.6	258.75
200 Series	R/L	437 501 653	m	#1.6	376.45
3 Ring, ABS Sensor	R/L	443 614 149 A	m	#1.6	20.40
4 Bearing					
Outer	R/L	211 405 645 D	m	#1.6	13.15
Inner	R/L	311 405 625 B	m	#1.6	12.00
5 Seal	R/L	357 501 641 B	m	#1.6	3.90
#R&R One Side Complete, Includes R&R Rotor					
6 Caliper, Brake	R	443 615 424 A	m	#.5	377.25
	L	443 615 423 A	m	#.5	377.25
7 Carrier, Caliper	R/L	443 615 425 A	m	#.5	86.95
#R&R One Side Complete, R&R Both Sides Complete .8, w/Rotor Removed .3					
Hose, Brake	R/L	8D0 611 775 D	m	#.3	35.30
#w/Caliper Removed .2					
8 Axle, Stub	R/L	4A0 501 117 A	m	1.8	185.70
9 Shield, Splash	R	443 615 612 B	m	#1.8	20.00
	L	443 615 611 B	m	#1.8	20.00
#R&R Complete w/Axle Stub					
10 Sensor, Antilock Brake	R/L	443 927 807 E	m	#.7	154.00
#R&R Both Sides 1.0					
11 Bracket, Sensor	R/L	811 971 848 E	m		1.10



12 Beam, Axle		443 500 047 B	m	#3.5	630.00
13 Bushing, Inner	R/L	431 511 247 C	m	#3.5	26.45
#R&R Complete, Not Included in O/H, Includes Bleed System					
14 Bar, Track		443 505 175	m	#.9	98.40
15 Bushing, Bar	R/L	431 505 172	m	#.9	8.05
#R&R Complete, Not Included in O/H					
16 Bar, Stabilizer		447 511 407	m	#.8	118.65
#Not Included in O/H					



17 Absorber, Shock	R/L	443 513 031 N	m	#.8	90.00
18 Seat, Spring Lower	R/L	443 512 103	m	#.8	18.85
19 Cap, Protective	R/L	443 512 127	m	#.8	1.80
#Includes R&R Spring, Both Sides 1.5					

20 Spring, Coil					
100 Series					
Sedan	R/L	443 511 115 E	952m	#1.0	185.20
Wagon	R/L	443 511 115 J	952m	#1.0	185.20
200 Series	R/L	447 511 115	952m	#1.0	185.20
21 Stop, Rubber w/Cap	R/L	443 512 129	m	#1.0	16.90
22 Ring, Dampening	R/L	443 511 297 B	m	#1.0	7.65
23 Seat, Spring Upper	R/L	443 512 113	m	#1.0	30.05
24 Ring, Bearing	R/L	443 512 331	m	#1.0	25.80
#R&R One Side Complete					

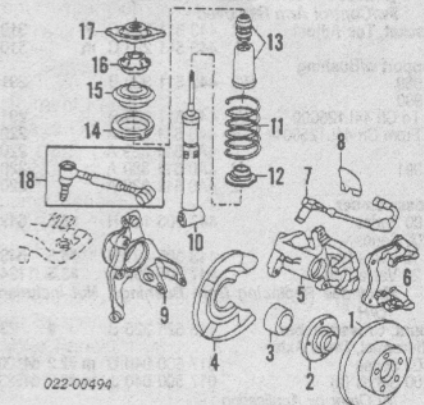
4 WD (QUATTRO)

R&I Suspension Assy	m	3.0
O/H Suspension (Includes R&I)		
One Side	R/Lm	3.7
Both Sides		m 7.2
Adjust Four Wheel Alignment		m 1.8
Adjust Rear Alignment		m 1.3
Bleed Brake System		
w/ABS	m	.4
w/o ABS	m	.3

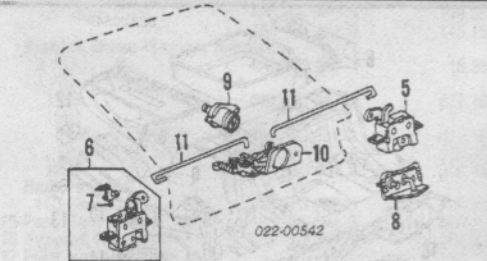
NOTE 1: R&I/R&R or O/H Does Not include alignment or bleed brake system.

NOTE 2: Refer to Special Cautions Section at the beginning of this vehicle text.

NOTE 3: All Parts in this section are included in overhaul unless noted otherwise.

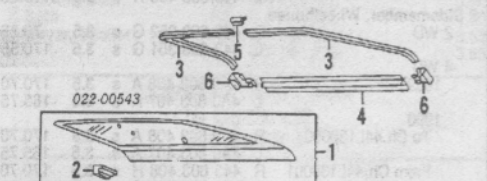


1 Rotor, Brake					
Sedan	R/L	443 615 601 A	m	#.7	95.30
Wagon	R/L	443 615 601 B	m	#.7	61.10
#R&R Both Sides 1.2					
2 Hub, Rotor	R/L	447 407 615 A	m	#1.6	233.05
3 Bearing	R/L	443 498 625 F	m	#1.6	277.20
4 Shield, Splash					
100 Series	R/L	443 615 611	m	#1.6	20.00
200 Series					
Sedan	R/L	443 615 611	m	#1.6	20.00
Wagon	R/L	441 615 611 A	m	#1.6	30.00
#R&R One Side Complete, Includes R&R Brake Rotor					
5 Caliper, Brake					
100 Series	R	853 615 424 A	m	#.5	497.00
	L	853 615 423 A	m	#.5	497.00
200 Series					
Sedan	R	853 615 424 A	m	#.5	497.00
L	R	853 615 423 A	m	#.5	497.00
Wagon	R	447 615 424	m	#.5	787.00
	L	447 615 423	m	#.5	787.00
6 Carrier, Caliper	R/L	443 615 425 A	m	#.5	86.95
Sedan	R/L	447 615 425 A	m	#.5	172.30
Wagon					
#R&R One Side Complete, R&R Both Sides Complete .8, w/Rotor Removed .3					
Hose, Brake	R/L	8D0 611 775 D	m	#.3	35.30
#w/Caliper Removed .2					
7 Sensor, ABS	R/L	4A0 927 807 C	m	#.7	154.00
#R&R Both 1.0					
8 Bracket, Sensor	R/L	811 971 848 E	m		1.10
9 Knuckle	R	4A0 505 432 A	m	#1.8	765.00
	L	4A0 505 431 A	m	#1.8	765.00
#Includes R&R Brake Rotor, Hub, Bearings & Splash Shield, Does Not Include Bleed System					
10 Absorber, Shock					
100 Series	R/L	443 513 031 P	m	#.8	201.15
200 Series					
Sedan	R/L	443 513 031 P	m	#.8	201.15
Wagon	R/L	443 513 031 Q	m	#.8	229.95
#R&R Both Sides 1.5					
Bearing, Stop	R/L	443 512 047 A	m	#1.0	46.20
11 Spring, Coil	R/L	447 511 115	952m	#1.0	185.20
12 Seat, Spring Lower	R/L	443 512 103	m	#1.0	18.85
13 Stop, Rubber w/Cap	R/L	443 512 129 B	m	#1.0	19.05
14 Ring, Dampening	R	443 511 298 A	m	#1.0	11.60
	L	443 511 297 E	m	#1.0	11.60
15 Seat, Spring Upper	R	443 512 113	m	#1.0	30.05
	L	443 512 113	m	#1.0	30.05
16 Ring, Bearing	R/L	443 512 331	m	#1.0	25.80
#R&R Complete					
17 Plate-Not Applicable					
18 Arm Assy, Upper Control	R	443 505 352 P	m	.6	179.00
	L	443 505 351 P	m	.6	179.00



1 Shell Assy, Liftgate (a)		445 827 023 B	3.0	1107.00
(a) Will be Necessary to Replace Rear Gate Glass & Spoiler as Per Factory OEM Recommendations				
2 Pin, Strut Mtg]	R/L	445 827 627 D	.2	7.35
#Included w/Liftgate Shell Assy				
Ornament, Audi				
100 Series		443 853 742 ZZ	.2	16.60
200 Series				
10 Valve Eng		443 853 742 ZZ	.2	16.60
20 Valve Eng		441 853 742 ZZ	.2	16.60
Nameplate				
"Audi"		893 853 687 ZZ	.2	16.60
"100"		4A9 853 741 ZZ	.2	8.05
"E"		8A0 853 745 ZZ	.2	8.05
"200"		447 853 744 B ZZ	.2	13.40
"Quattro"		893 853 737 C ZZ	.2	18.10
Panel, Inside Trim				
Lower]				
100 Series		445 867 979 8DY	.2	d158.70
200 Series		447 867 979 A 1FG	.2	d386.50
Upper		445 867 975 A 01C		d37.90
Side	R	445 867 978 A 01C		d78.65
	L	445 867 977 A 01C		d78.65
#Graphite listed, Order by Application				
3 Spoiler		445 827 933 B 01C	.6	338.55
4 Panel, Outside Trim				
Sedan		443 853 465 A 01C		111.20
Wagon		445 853 489 B 01C		58.90
Latch Assy				
Right				
w/Alarm System		445 827 506 B	.3	106.00
w/o Alarm System		445 827 506	.3	36.00
Left		445 827 505 A	.3	50.25
Switch (a)		443 947 561 C		6.40
(a) Included w/Left Latch Assy				
8 Striker	R	445 827 518 A	.2	19.20
	L	445 827 517 A	.2	46.60
9 Cylinder & Key, Lock]				
w/Alarm System		445 827 573 E	#.6	112.75
w/o Alarm System		445 827 573 C	#.6	95.50
#Order by Application				
#Does Not Include Recode				
10 Carrier, Lock		445 827 565 C		49.40
Actuator, Lock		893 862 153 A		37.10
11 Rod, Actuator	R	445 827 592 A		d3.85
	L	445 827 591 A		d3.85
12 Strut, Liftgate	R/L	445 827 551	.3	77.90
13 Pin, Strut Mtg	R/L	533 827 345 C		5.25
14 Hinge	R/L	445 827 295 C	#.3	39.25
#w/Lid Removed, R&R Both .5				
15 Pin, Hinge	R/L	445 827 335		2.65
16 Weatherstrip		445 827 705 A	.3	93.35

GLASS & PARTS



1 Glass Assy, Liftgate				
Audi-Tinted/Heated				
100 Series		445 845 051 AE	2.5	980.00
200 Series		445 845 051 AJ	2.5	1058.00
NAGS-Green				
100 Series		FB03280GTN	2.5	N.A.
200 Series		FB03283GTN	2.5	N.A.
2 Retainer, Stop Lamp]	R/L	165 945 170		2.70
#Included w/Audi Liftgate Glass Assy				
3 Moulding, Side Reveal	R	445 853 928		40.05
	L	445 853 927		40.05
4 Moulding, Lower Reveal		445 853 937		29.80
5 Cover, Joint Upper	R	445 853 367 A		2.90
	L	445 853 946 A		3.15
6 Cover, Joint Lower	R	445 853 945 A		3.35
	L	200 955 421 A	.1	11.00
Blade, Wiper		447 955 407 A 03C	#.2	43.10
Arm, Wiper				
#Includes R&R Wiper Blade				
Motor, Wiper		445 955 713 B	.6	289.55
Pump, Washer		431 955 651	#.5	50.90
Reservoir, Washer		445 955 453	#.5	64.60
#R&R Complete				
Nozzle, Washer		445 955 957 A	.2	7.25