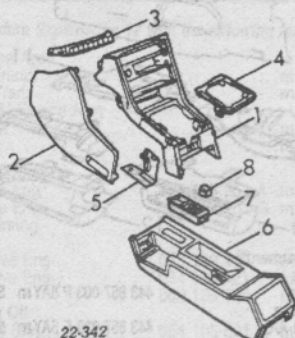


CENTER CONSOLE Cont'd



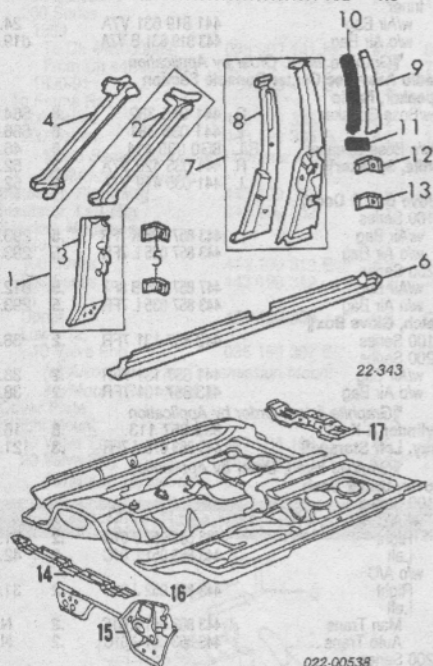
22-342

1 Panel, Console Front	443 863 241 AB 5AY m	1.0	399.65
2 Panel, Trim Side	R 447 863 304 5DF	.3	d150.45
	L 447 863 303 5DF	.3	d150.45
*Graphite listed, Order by Application			
3 Panel, Trim			
Switch Retainer			
3 Switch	443 863 347 V7A		d29.90
5 Switch	441 863 347 V7A		130.05
9 Switch	441 863 349 V7A		28.10
4 Bracket, Shift Boot			
Upper	443 863 279 J 01C		14.85
Lower	443 863 279 K V7A		14.85
5 Bracket, Mount	R 443 863 532 A		d3.50
	L 443 863 531 E		d3.50
6 Panel, Console Rear	443 863 201 C 7FR	.8	119.65
*Graphite listed, Order by Application			
7 Trim, Differential Lock			
4 WD	443 919 214 E 01C		113.70
8 Switch, Lock			
4 WD	443 919 167 01C		59.20
Radio (a)			
w/Bose System	893 035 093 C	.6	d780.00
w/o Bose System	893 035 093 BV	.4	542.00
(a) Order by Application			

ROCKER/PILLARS/FLOOR

Use Procedure Explanations 14, 15 and 28 with the following text.

Refinish Hinge Pillar	R/L	1.0
Refinish Rocker Panel	R/L	2.0
Refinish Center Pillar	R/L	1.0



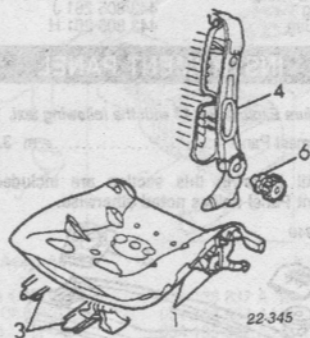
022-00538

1 Pillar Assy, Hinge			
1989			
To Ch 44K080000	R 443 809 202 F s	#7.5	d261.30
	L 443 809 201 F s	#7.5	d261.30
From Ch 44K080001	R 443 809 202 G s	#7.5	390.65
	L 443 809 201 G s	#7.5	133.30
1990-91	R 443 809 202 G s	#7.5	390.65
	L 443 809 201 G s	#7.5	133.30
#w/Necessary Bolted Parts Including Windshield Removed			
2 Pillar, Upper Outer-Serviced w/Hinge Pillar			
3 Pillar, Lower Outer			
1989			
To Ch 44K080000	R 443 809 242 D s	5.0	d161.75
	L 443 809 241 F s	5.0	80.70

From Ch 44K080001	R 443 809 242 F s	1.2	201.80
	L 443 809 241 F s	1.2	80.70
1990-91	R 443 809 242 F s	1.2	201.80
	L 443 809 241 F s	1.2	80.70
*Included w/Hinge Pillar Assy			
4 Pillar, Upper Inner	R 443 809 208 B s	1.2	71.55
	L 443 809 207 C s	1.2	26.95
5 Bracket, Hinge			
Upper	R/L 443 809 945 B	#1.5	10.85
Lower	R/L 443 809 945 B	#1.5	10.85
#w/Fender, Door & Necessary Trim Removed, R&R Both Brackets on One Side 2.5, Includes R&R Hinge on Door			
Panel, Cowl Trim			
100 Series	R 443 867 272 N 6FG	.3	65.70
	L 443 867 271 J 6FG	.3	d61.55
200 Series			
10 Valve Eng	R 447 867 272 B 5DF	.3	65.70
	L 443 867 271 J 6FG	.3	d61.55
20 Valve Eng	R 447 867 272 D 5DF	.3	65.70
	L 443 867 271 J 6FG	.3	d61.55
*Graphite listed, Order by Application			
6 Panel, Rocker Outer	R 443 803 762 A s	7.0	178.00
	L 443 803 761 A s	7.0	173.95
Plate, Scuff Outer			
Front	R 443 853 558 G 01C	.2	24.30
	L 443 853 557 G 01C	.2	24.30
Rear	R 443 853 758 D 01C	.2	30.40
	L 443 853 757 D 01C	.2	30.40
Plate, Scuff Inner (a)	R 441 857 908 A 01C	.3	31.15
	L 441 857 905 A 01C	.3	31.15
(a) Black listed, Order by Application			
7 Pillar, Center Outer	R 443 809 220 L s	6.0	255.40
	L 443 809 219 L s	6.0	255.40
8 Pillar, Center Inner-Serviced w/Outer Pillar			
Striker, Door Latch	R/L 8A0 837 035	.2	2.45
9 Moulding, Pillar			
Black	R 443 853 290 F 01C	#3	19.50
	L 443 853 289 F 01C	#3	19.50
10 Foil, Moulding Upper	R/L 443 853 497	#2	7.75
*Sold as 5 Meter Roll, Cut to Fit			
11 Foil, Moulding Lower	R/L 443 853 497 B 01C	#2	7.55
#R&R Complete			
12 Bracket, Hinge Upper	R/L 443 809 946 B	#1.5	10.85
13 Bracket, Hinge Lower	R/L 443 809 945 B	#1.5	10.85
#w/Door & Necessary Trim Removed, R&R Both Brackets One Side 2.5, Includes R&R Hinge on Door			
Panel, Center Pillar Trim			
Upper	R 443 867 240 J 8DY	.3	103.95
	L 443 867 239 J 8DY	.3	115.55
Lower	R 443 867 244 A 8DY	.4	112.25
	L 443 867 243 A 8DY	.4	d46.20
*Graphite listed, Order by Application			
Pillar, Lock-See Quarter Panel Section			
14 Crossmember, Front			
w/Air Bag	4A0 803 163 E		145.00
w/o Air Bag	447 803 163 A		191.20
15 Pan, Floor Front	443 803 061 R		272.30
16 Pan, Floor Center	R 443 804 074 B		693.00
	L 443 804 073 B		d693.00
17 Support, Seat			
Std Seat	R 443 803 174 D		d101.60
	L 443 803 173 D		d94.10
Power Seat	R 443 803 174 C		108.80
	L 443 803 173 C		115.05
Rail, Seat-See Seat Section			

FRONT SEAT

R&L Front Seat (One Side)	R/L	.5
---------------------------	-----	----

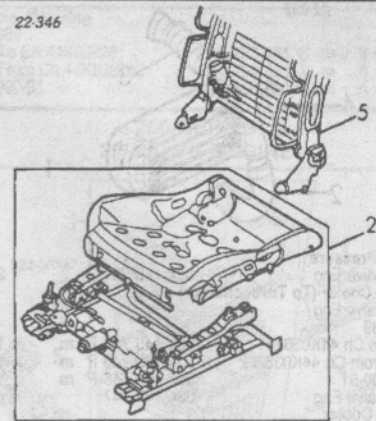


22-345

Illustration Located in Next Column

Frame w/Height Adjust			
1 Manual			
w/Leather Trim			
Driver			
w/Sport Pkg	447 881 105 Q	1.2	d431.85
w/o Sport Pkg	447 881 105 P	1.2	476.45
Passenger			
w/Sport Pkg	447 881 106 Q	1.2	d449.10
w/o Sport Pkg	447 881 106 P	1.2	d401.55
w/o Leather Trim			
Driver	443 881 025 AJ	1.2	d401.70
Passenger	443 881 026 AJ	1.2	d390.00

22-346



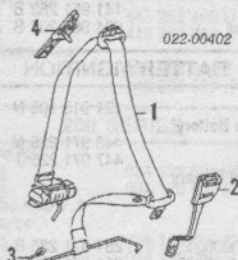
2 Power w/Leather Trim Driver			
w/Sport Pkg	447 881 025 BD	1.5	d845.00
w/o Sport Pkg	447 881 025 AC	1.5	1963.00
Passenger	447 881 026 AC	1.5	1655.00
w/o Leather Trim			
Driver	443 881 025 AS	1.5	d2351.00
Passenger	443 881 026 AS	1.5	1573.00
3 Rail, Slide			
Inner	R 443 803 258 A	#1.3	21.00
	L 1H0 803 257 A	#1.3	18.70
Outer	R/L 443 803 253	#1.3	30.40
#R&R Complete			
Frame, Reclining			
4 Manual	R 443 881 045 AG	2.0	281.55
	L 443 881 045 AG	2.0	281.55
5 Power	R/L 443 881 045 BB	2.3	389.40
*Order by Application			
6 Knob, Adjust	R/L 443 881 671 A 01C		7.55

REAR SEAT

R&L Rear Seat		.5
---------------	--	----

SEAT BELTS

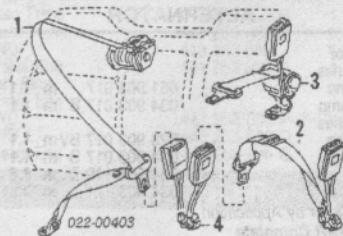
FRONT



022-00402

1 Belt, Front Seat			
Man Trans	R 443 857 706 E 041	#5	132.75
	L 443 857 705 E 041	#5	132.75
Auto Trans	R 443 857 706 R 041	#5	132.75
	L 443 857 705 R 041	#5	132.75
#w/Trim Panel Removed			
2 Buckle, Front	R 440 857 755 A 01C	#2	24.80
	L 440 857 755 01C	#2	12.55
*Order by Application			
#w/Seat Removed			
3 Guide-Not Applicable			
4 Adjuster	R/L 8A0 857 833		45.55

REAR



022-00403

1 Belt, Side			
Sedan	R/L 443 857 709 01C	#4	45.35
Wagon	R/L 445 857 709 A 041	#4	98.30
#w/Rear Seat & Trim Panel Removed			
2 Belt, Center	443 857 713 A 041	#2	32.45
3 Belt, Lap			
w/Inertia Reel	443 857 703 A 041		45.35
4 Buckle, Rear	R/L 443 857 739 C 01C	#2	d99.90
*Order by Application			
#w/Seat Removed			